



**Pump
Wrxs &
Controls**



281-612-WRXS (9797)

WEIR

**Weir Specialty Pumps
WSP™ Self-Primer Pump**

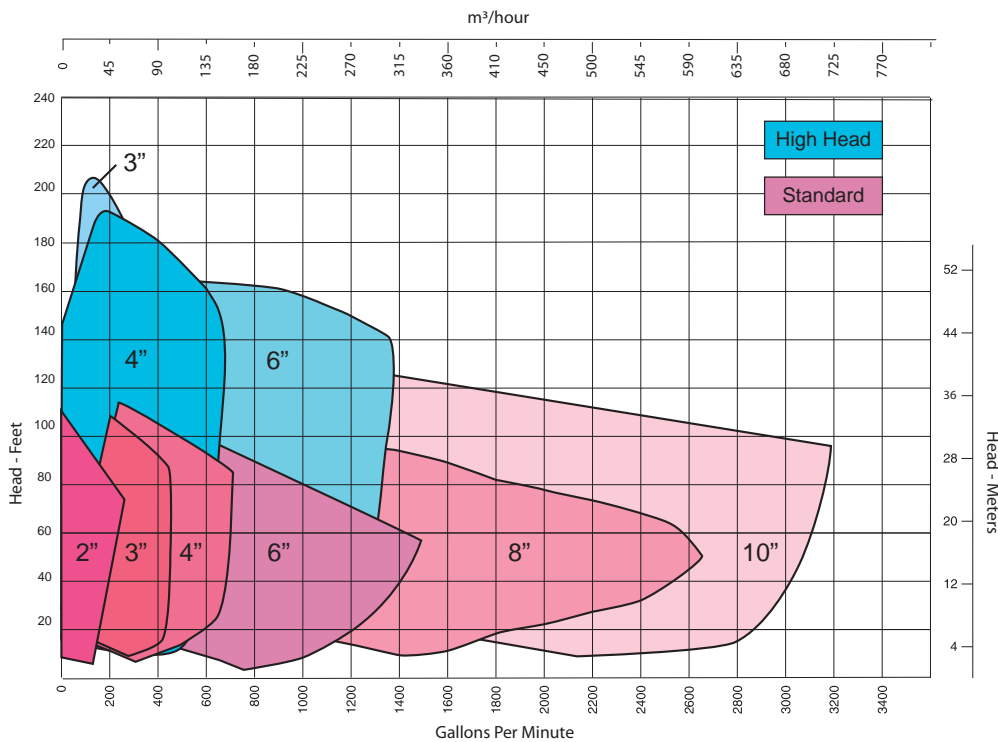


WSP™ Self-Primer Pump

The WSP™ self-primer pump is a rugged and dependable self-priming, solids handling, trash pump. Distinguishable from our competitors, the WSP™ self-primer pump design allows for a shim-less, tool-less impeller adjustment and ease of suction flap valve replacement.

The Buzzsaw™ wear plate is a standard feature on the WSP™ self-primer pumps. With an aggressive saw tooth shaped profile, its shearing of stringy materials as they pass through the pump prevents clogs before they can form. The Buzzsaw™ wear plate helps prevent the WSP™ self-primer pump from running in a state of partial clog and allows the pump to run at higher overall efficiencies while lowering maintenance costs, extending valuable runtime. The Buzzsaw™ wear plate is not available in High Head models.

Equal in importance to maintenance is safety. The WSP™ self-primer pump is designed with the added benefit of the Fill Port Cover and Clamp Bar Assembly. The recessed bolt-locking construction and anti-rotation design of the Clamp Bar Assembly prevents accidental breach of the Fill Port Cover, protecting the operator from scalding burns.



| APPLICATIONS | |
|--|---|
| Municipal & Industrial Waste Water Metal Machining Production/Manufacturing Dewatering Mining & Minerals Winery | Automotive Beef/Pork/Poultry Processing Pulp & Paper Tanker Truck Unloading Drilling Mud Recovery Food & Beverage |
| STANDARD FEATURES | |
| 17-4PH* Stainless Steel Shaft Shim-less Impeller Adjustment Solid Silicon Carbide Seal Faces Flanged Suction & Discharge Two-piece Bearing Housing | Carbon Steel Impeller Ductile Iron Casing Tool-less Impeller Adjustment Advanced Safety Features Buzzsaw™ Wear Plate (Not available in High Head models) |

WSP™ self-primer pump and parts are interchangeable with many GRESCO®, Pioneer® and Gorman-Rupp® pumps.

WSP™ Self-Primer Pump




| Size | Flow | Heads | Repriming Lift | Solids Size |
|----------------|---------------------------------------|------------------|---------------------|------------------|
| 2 in (50 mm) | to 225 GPM (51 m ³ /hr) | to 103 ft (31 m) | up to 24 ft (7.3 m) | 1.5 in (38 mm) |
| 3 in (75 mm) | to 450 GPM (102 m ³ /hr) | to 112 ft (34 m) | up to 25 ft (7.6 m) | 2.5 in (63.5 mm) |
| 4 in (100 mm) | to 730 GPM (166 m ³ /hr) | to 119 ft (36 m) | up to 25 ft (7.6 m) | 3 in (75 mm) |
| 6 in (150 mm) | to 1,480 GPM (336 m ³ /hr) | to 111 ft (34 m) | up to 25 ft (7.6 m) | 3 in (75 mm) |
| 8 in (200 mm) | to 2,620 GPM (595 m ³ /hr) | to 109 ft (33 m) | up to 23 ft (7 m) | 3 in (75 mm) |
| 10 in (250 mm) | to 3,200 GPM (727 m ³ /hr) | to 133 ft (41 m) | up to 22 ft (6.7 m) | 3 in (75 mm) |

WSP™ High Head Self-Primer Pump



| Size | Flow | Heads | Repriming Lift | Solids Size |
|---------------|--------------------------------------|------------------|---------------------|-----------------|
| 3 in (75 mm) | to 370 GPM (84 m ³ /hr) | to 210 ft (64 m) | up to 23 ft (7 m) | 0.81 in (20 mm) |
| 4 in (100 mm) | to 650 GPM (148 m ³ /hr) | to 190 ft (58 m) | up to 17 ft (5.1 m) | 1.12 in (28 mm) |
| 6 in (150 mm) | to 1360 GPM (309 m ³ /hr) | to 175 ft (53 m) | up to 15 ft (4.5 m) | 1.25 in (32 mm) |



AVAILABLE UPGRADES

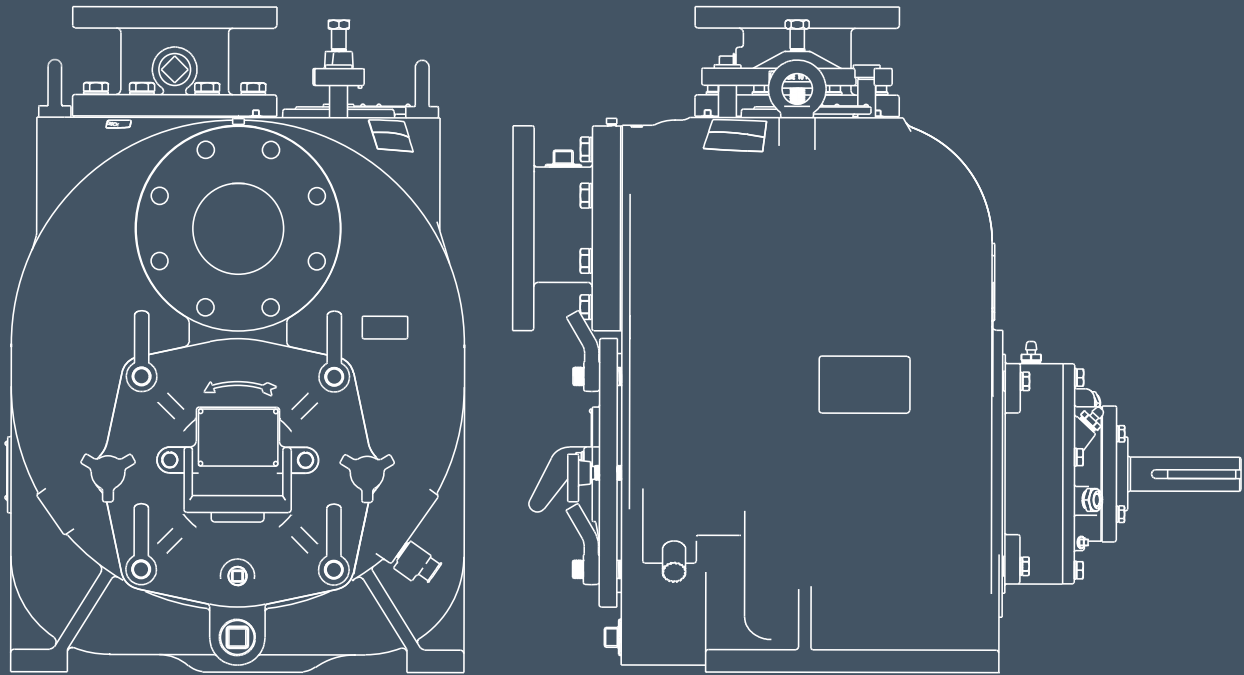
- Buzzsaw Wear Plate
 - 316 Stainless Steel
 - Wear-resistant Alloy (400 BHN)
- Casing
 - CD4MCu
- Impeller & Seal Plate
 - High Chrome
 - CD4MCu
- Mechanical Seal
 - Tungsten Carbide Faces



Weir Specialty Pumps

440 West 800 South
Salt Lake City, UT 84101
USA

T 801 359 8731
www.weirsp.com



**Pump
Wrxs &
Controls**

281-612-WRXS (9797)